



NEW

**Automated
cart program
begins
April 19, 2021!**

CITY OF ABBOTSFORD

Curbside Cart COLLECTION GUIDE

*Schedule in effect
April 19 - December 31, 2021*

ENGINEERING & REGIONAL UTILITIES

☎ 604-864-5640 🌐 abbotsford.ca/waste



Before we get started, a message from City Council.

Abbotsford City Council is pleased to support the launch of our new automated curbside collection program which will provide more effective and efficient solid waste collection for our residents. This guide will answer most of the questions you may have, including what you need to know about the carts, collection schedules and the overall program requirements.

As part of the introduction of the new program this spring, we are asking residents to take the **90 Day Challenge** to give your new 240 litre carts a good test with your household's waste. The new carts will be easy for residents to roll to the road and will help improve neighbourhood cleanliness for over 26,400 households. After 90 days, if you find this cart size doesn't work for you, you will be able to customize your cart size to best suit your household needs – either bigger or smaller. More information on the cart exchange process is included in this booklet.

We encourage everyone to continue supporting our community in reducing our waste by participating in this new program. The new program will also reduce heavy lifting and injuries for our collection workers and help Abbotsford to meet greenhouse gas emission reduction targets through the use of renewable diesel and compressed natural gas powered collection trucks. By working together we can continue to make Abbotsford a more vibrant and sustainable community and meet our region's goal of recycling and composting 90% of our waste by 2025.

Let's get rolling!

Mayor Henry Braun & Abbotsford City Council

The new program. What you need to know.

- Residents will receive three 240L carts delivered to their home.
- Homes with registered secondary suites will receive one 360L recycling cart in place of the 240L recycling cart.
- One cart will be provided for each of the three waste streams: recycling, compostables and garbage.
- The carts will be used for 90 days. After 90 days, residents will be able to request to upsize or downsize their cart depending on their household's waste needs.
- Curbside recycling will change to every other week collection and will alternate with curbside garbage collection.
- Curbside compostables will continue with weekly collection.
- All material must be contained inside carts. Extra garbage bags or yard waste bags left at the curb after **April 19 will not be collected.**

Roll it out right.

There are a variety of resources to help you sort through the world of waste!



Find out what goes where using the Waste Wizard search tool: abbotsford.ca/wastewizard



Go online at abbotsford.ca/waste for a variety of information including FAQ's, illustrations of cart placement, and tips and tricks for loading your cart.



Download the **Curbside Collection App** and receive collection information right to your phone including collection day reminders, schedule changes and the waste wizard look-up tool.




Give us a call at **604-864-5640** or email your questions to waste@abbotsford.ca.

We have apps for that!

Get it to the curb on time.

Never miss a collection day again! The Abbotsford Curbside Collection app gives you access to your collection schedule, collection day reminders and service alerts.

The @abbotsford city app can report missed pick-up and other issues with your curbside collection.

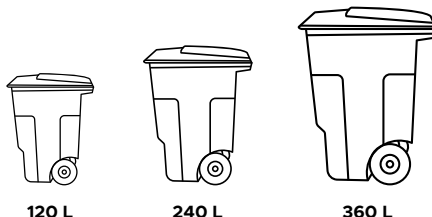


ਇਹ ਜਾਣਕਾਰੀ ਬਹੁਤ ਜ਼ਰੂਰੀ ਹੈ। ਕ੍ਰਿਪਾ ਕਰਕੇ ਕਿੱਸੇ ਕੋਲੋਂ ਇਸਦੀ ਟਰਾਂਸਲੇਸ਼ਨ (ਅਨੁਵਾਦ) ਕਰਵਾ ਲਵੋ। ਓਨੁਵਾਦ ਕੀਤੀ ਗਈ ਜਾਣਕਾਰੀ abbotsford.ca/collectionschedule ਤੇ ਉਪਲਬਧ ਹੈ।

Carts.

Cart Sizes & Types

Carts are available in three sizes. You will get the medium sized (240 L) carts to try for three months.




Cart Exchanges

PLEASE NOTE: Cart exchange requests will not be accepted until July 19, 2021.

Smaller carts (120L), larger carts (360L), and additional carts will be available upon request starting **July 19, 2021**. Bear-resistant carts will also be available for properties located outside of the bear-resistant cart area. Additional fees may apply.

Information on the cart exchange process and related fees will be shared in the coming months. Refer to abbotsford.ca/carts or call **604-864-5640**.

Capacity Comparison

CART SIZE 	RECYCLING CAPACITY 	COMPOSTABLES CAPACITY 	GARBAGE CAPACITY 
120 L Weight Limit: 50kg or 130lbs	1.5 – 2 blue bags	1.5 standard garbage containers; or 1 – 2 big paper yard waste bags	1.5 – 2 black garbage bags
240 L (default cart size) Weight Limit: 110kg or 240lbs	3-4 blue bags	3 standard garbage containers; or 2 – 3 big paper yard waste bags	3 – 4 black garbage bags
360 L Weight Limit: 165 kg or 360lbs	5-6 blue bags	4.5 standard garbage containers; or 3 – 4.5 big paper yard waste bags	5 - 6 black garbage bags

QUICK TIP

Overweight carts create micro cracks in the plastic that develop into larger cracks and will decrease the life of the cart. Make sure your cart is the correct weight!



90 DAY CHALLENGE




Residents will need to use the carts that were delivered for 90 days.



Cart exchange requests can be submitted starting **July 19, 2021.**



Requests received prior to this date will not be processed.



Keep Track of your Carts

Label your carts with your address.

With a permanent marker write your address in the white space provided.

Record your serial number.

On the right side of your carts there is a serial number that is unique to identifying your container. Record this number and keep it for your records.

These carts are the property of the City and are micro chipped with your address. Please don't take them if you move!

Cart Tips

- Only place acceptable materials in the carts. If you are unsure about an item, use the Waste Wizard feature on the Abbotsford Curbside Collection App or visit abbotsford.ca/wastewizard.
- Place items loosely in the cart.
- All waste must fit into the carts provided and the lids must close completely.
- Overfilled carts will not be collected
- Do not sit, stand or climb on the carts.
- Do not place or store carts on elevated platforms, including snowbanks, and avoid placing carts on a steep slope.
- During snow events, pulling the cart behind you over the snow will be easier than pushing the cart ahead of you.



QUICK TIP

Missing or Damaged Carts

To request a replacement cart or to report a lost or stolen cart, call **604-864-5640** or use our online cart service at abbotsford.ca/carts.




Setting Out the Carts for Collection

Putting your carts out the right way on collection day ensures your carts can be collected safely and on schedule. The placement of carts is very important because the automated truck's mechanical arm needs sufficient room to pick up and empty the cart.



QUICK TIP

All material must be placed in the cart with the lid completely closed. Overflowing carts and material placed outside of the carts will not be collected.



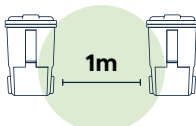
PLACE IT

Set your carts out at the curb by 7:00am on your collection day. Do not place your carts out the night before collection.

Waste collection vehicles will not return to a household for carts that were placed out late.

Place the carts so the arrows on the lid point toward the street and the wheels are against the curb.

If you have a bear-resistant cart, unclip the wildlife-resistant clips after placing the cart at the curb.



SPACE IT

Place the carts to ensure at least 1 meter of space on all sides of each cart.

Ensure at least 3 meters of clearance is above each cart.

If your cart does not have the required spacing it will not be collected.



REMOVE IT

Remove empty carts from the curbside after they have been serviced and securely store them on your property.

REMEMBER:


Remove your carts from the street after collection and store them inside in a secure area. Do not store waste in unsecured carts. Carts kept outside with waste will attract wildlife.



QUICK TIP

Make sure your carts are placed correctly on the street and are **one metre apart**.

For more examples of how to place your cart in a cul-de-sac, in front of a bike lane, on a gravel shoulder or with on street parking visit abbotsford.ca/carts.

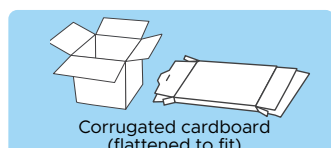
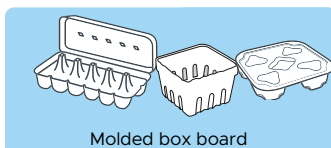


What is one meter?

An arms length between each cart is approximately one metre!

Recycling.

Accepted in Blue Carts



Best if
taken to
the
Depot!

Not Accepted in Blue Carts



QUICK TIP

Many of these items can
be returned to a depot.
Check page 9 for more
information.



QUICK TIP

Make more room in your cart by flattening items. Boxes, milk
jugs and most recyclable containers can be flattened to fit
more stuff into your cart! Remember, no blue bag is needed!



Contamination

Placing unacceptable material in the recycling cart will negatively impact the recycling process, causing less material to be recycled. Unacceptable material, like plastic bags, garbage, and hazardous materials (batteries, propane canisters, medical sharps/needles), can lead to unsafe conditions for workers, cause damage to sorting machines, and diminish the quality of material and ability to recycle it. Even packaging with some product remaining contributes to contamination, so give your containers a quick rinse before placing in your cart. Reducing contamination allows more material to be recycled, and kept out of the landfill.

Reduce your contamination:

- Ensure recyclables are empty, clean and dry before they go into the blue cart.
- Do not use blue bags in your cart. Place items directly into the cart.
- Keep items soiled with food, grease and liquids out of the cart.
- Properly sort materials.
- Use the Waste Wizard look up tool if you are not sure where an item should go. The Waste Wizard is available online at abbotsford.ca/wastewizard or on the free Abbotsford Curbside Collection app.

QUICK TIP

Sort waste properly!

If too much of the wrong material is placed in your recycling cart, your cart may not be collected.

Prepare your Recyclables




REMOVE LIDS



RINSE CONTAINERS
(EMPTY, CLEAN & DRY)



FLATTEN MATERIAL
TO SAVE SPACE



PLACE ITEMS LOOSE IN
THE CONTAINER



NO BLUE BAGS



PLACE SHREDDED PAPER
IN A TIED, SEE THROUGH/
CLEAR PLASTIC BAG

Recycle More.

Depot Recycling

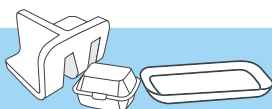
These items are not accepted in the curbside collection program and can be dropped off for free at a recycling depot or other drop off location. Find a depot location near you at abbotsford.ca/wastewizard, and on page 18 of this booklet.




Glass
(bottles & jars)




Plastic bags



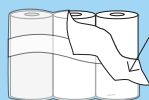
Foam packaging (foam meat trays, take out containers, cups and cushions packaging from electronics).



Scrap metal



Batteries



Plastic overwrap



Propane tanks



Paint & spray paint



Solvents, flammables & pesticides



Cooking oil



Flexible packaging with plastic seal




Plastic net packaging



Crinkly wrappers & bags



Stand up zipper lock pouches



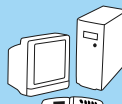
Lighting & light strings



Light bulbs



Thermostats & smoke alarms



Small electronics & cell phones



Non-food protective packaging (bubble wrap)



Medications & sharps



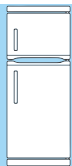
Small appliances & power tools




Tires



Beverage containers



Large appliances



Exercise machines



Outdoor power tools

Compostables.

Accepted in Green Carts



Meat, bones
& fish




Bread & baked
goods



Pasta & grains



Dairy products



Paper bags
& liners



Fruits
& vegetables



Eggshells, eggs
& nutshells



Coffee grounds &
filters, tea bags



Plate scrapings



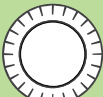
Salad & dressing



Disposable wooden items
(Popsicle sticks, toothpicks,
chopsticks & cutlery)



Condiments,
sauces, gravy
& jam



Food
contaminated
paper



Small amounts of cooking oil or
grease absorbed in paper



Grass clippings,
leaves & weeds



Branches

QUICK TIP

Drop off extra yard waste for a fee at

Net Zero Waste,

5050 Gladwin Road

604-557-7065

netzerowasteabbotsford.com



Not Accepted in Green Carts



NO plastic bags
(even biodegradable or
compostable plastic)



NO pet waste
or kitty litter



NO diapers



NO sanitary wipes
or cleaning wipes



Kitchen Container Tips

REDUCE IT – The simplest and most effective way to prevent odours and pests is to reduce the amount of food waste generated. Moreover, by cutting down on food waste, you are lessening your ecological footprint!

LINE IT – Line your container with newspaper, paper bags or used paper towels to help absorb moisture and keep the container clean. Remember plastic bags are not accepted in the curbside program!

LID IT – Collect all food waste in a lidded container at all times.

DRAIN IT – Drain excess liquids from food scraps down the sink.

WRAP IT – Wrap food scraps with newspaper, paper bags or used paper towel when placing them into the kitchen container.

FREEZE IT – Freeze meat scraps and other messy or smelly scraps until collection day.

SPRINKLE IT – Sprinkle baking soda inside the container to reduce odours.

EMPTY IT – Don't let food scraps sit in the container for too long. Empty it frequently to prevent odours and pests such as fruit flies.

CLEAN IT – Rinse or wash your container on a regular basis.



QUICK TIP

Wrap your food scraps in newspaper or place in paper bags for a cleaner cart!

Compostables Cart Tips

STORE & SECURE IT – Store your cart inside in a well ventilated secure location to prevent access by bears and other wildlife.

LID IT – Keep the lid of your cart closed at all times.

LINE IT – Line your cart with newspaper, ripped up cardboard, or yard trimmings before adding food scraps to reduce liquids.

LAYER IT – Keep the contents of your cart dry by alternating a layer of food scraps with a layer of dry leaves, dry grass clippings, or other yard trimmings.

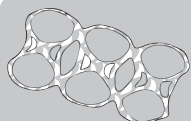
SET IT OUT – Set out the cart for collection even when it is not full.

TREAT IT – If animals chew on your cart, rub peppermint oil, hot sauce, cayenne or chili pepper on the chewed area. Eliminate maggots using salt or vinegar.

CLEAN IT – Rinse or clean your cart occasionally using soap or a vinegar-water solution. Pour washings onto grass or gravel, or down your toilet.

Garbage.

Accepted in Grey Carts



6 pack ring from
canned beverages



Broken ceramics
& glassware



Cigarette butts
& ashes



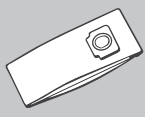
Diapers
(bagged)



Dryer lint and
dryer sheets



Baby wipes
& cleaning wipes



Vacuum cleaner
bags & contents



Plastic hangers



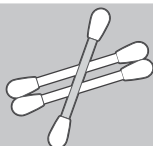
Kitty litter & pet waste (bagged)



PVC/vinyl (PVC pipes & vinyl siding)



Compostable or
biodegradable
plastic bags



Cotton balls,
swabs, dental
floss & sanitary
products



Disposable masks
& gloves



Plastic
toothbrushes &
toothpaste tubes

QUICK TIP

Many items can be donated or recycled to charity instead of being thrown away. Let's do our part to help reduce the amount of waste going to a landfill.



Coexisting with Wildlife

Many wildlife encounters in Abbotsford can be prevented by responsibly managing waste and other attractants. Wildlife sightings and encounters with bears or cougars should be reported immediately to the Conservation Officer Service reporting line at 1-877-952-7277.

How to Manage Garbage and Food Scraps


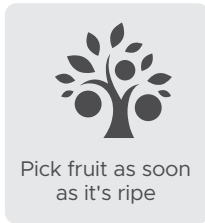
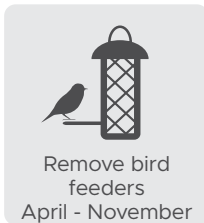
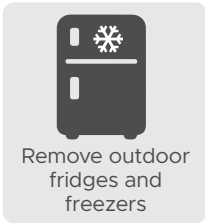
REDUCT IT – The best way to deal with garbage is by not creating it in the first place. Preventing garbage and food waste helps minimize the volume of material you need to manage.

STORE IT – Keep curbside materials indoors or in a secure location until the morning of collection.

FREEZE IT – To help reduce odours, freeze food scraps until your collection day. You could also try wrapping food scraps in newspaper or paper bags to minimize odours and mess.

CLEAN IT – Rinse or wash container after pick up with mild detergent or vinegar. This will help to reduce odours.

How to Manage Other Attractants



QUICK TIP

Become Bear Aware! Get more tips to reduce human and wildlife contact at wildsafebc.com

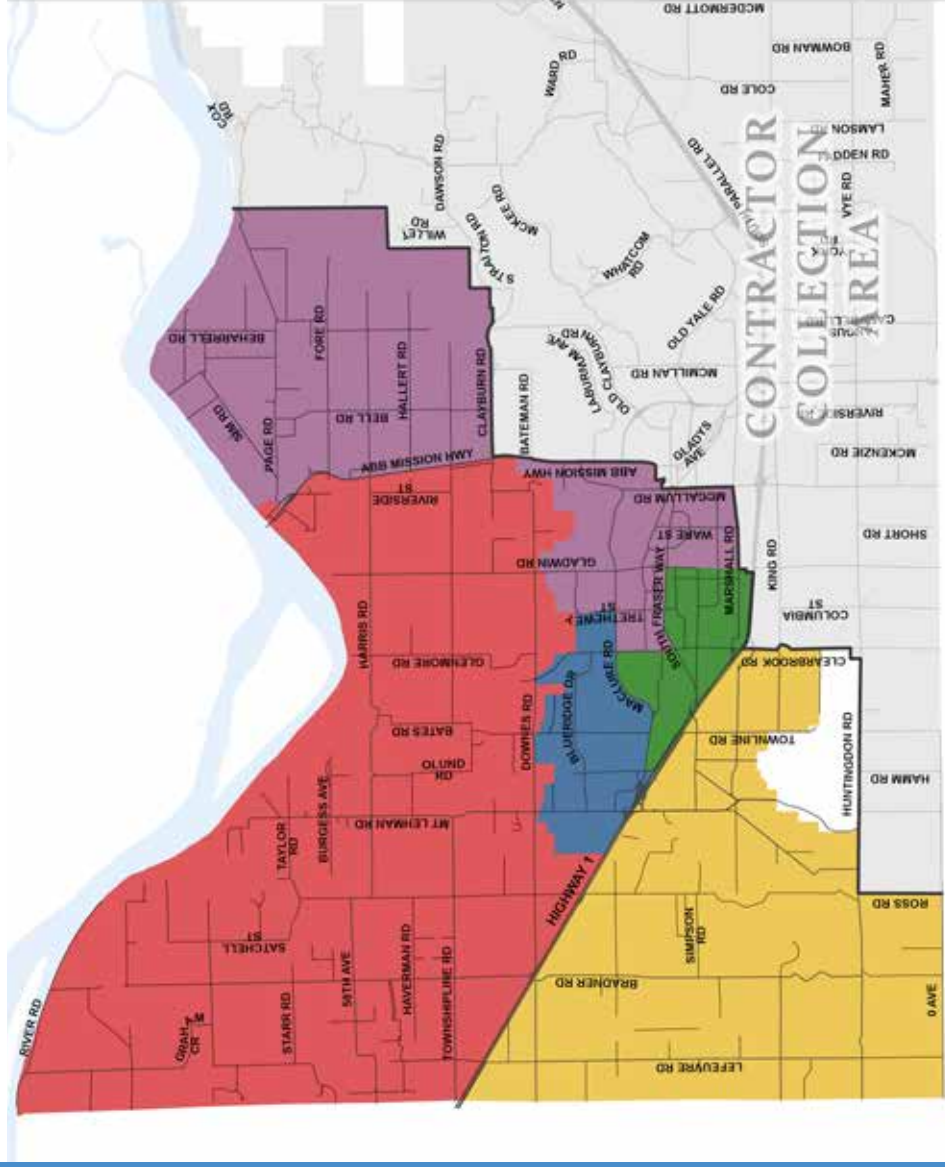
2021 COLLECTION CALENDAR: City Collection

Find the coloured zone
where your home is
located.

Follow the colour-coded
calendar for collection
days on the next page.

You can lookup your
zone online at
[abbotsford.ca/
collectionschedule](http://abbotsford.ca/collectionschedule)

For inquiries:
City Collection
604-864-5640
waste@abbotsford.ca



2021 COLLECTION CALENDAR: City Collection

The new cart program begins on **April 19, 2021**.
Your collection day is based on your coloured zone, identified on the map above.

☐ **Garbage** is collected on days with a circle.

☐ **Recycling** is collected on the days with a square.

Compostables are collected every week.

There is no collection on statutory holidays, identified by the gray boxes.

Never miss a collection day! Download the free **Abbotsford Curbside Collection app** to get collection day reminders and service alerts.
abbotsford.ca/waste



APRIL

S	M	T	W	Th	F	S
			1	2	3	
4	5	6	7	8	9	10
11	12	13	14	15	16	17
18	19	20	21	22	23	24
25	26	27	28	29	30	

JULY

S	M	T	W	Th	F	S
			1	2	3	
4	5	6	7	8	9	10
11	12	13	14	15	16	17
18	19	20	21	22	23	24
25	26	27	28	29	30	31

MAY

S	M	T	W	Th	F	S
						1
2	3	4	5	6	7	8
9	10	11	12	13	14	15
16	17	18	19	20	21	22
23	24	25	26	27	28	29
30	31					

AUGUST

S	M	T	W	Th	F	S
1	2	3	4	5	6	7
8	9	10	11	12	13	14
15	16	17	18	19	20	21
22	23	24	25	26	27	28
29	30	31				

SEPTEMBER

S	M	T	W	Th	F	S
			1	2	3	4
5	6	7	8	9	10	11
12	13	14	15	16	17	18
19	20	21	22	23	24	25
26	27	28	29	30		

JUNE

S	M	T	W	Th	F	S
		1	2	3	4	5
6	7	8	9	10	11	12
13	14	15	16	17	18	19
20	21	22	23	24	25	26
27	28	29	30			

OCTOBER

S	M	T	W	Th	F	S
				1	2	
3	4	5	6	7	8	9
10	11	12	13	14	15	16
17	18	19	20	21	22	23
24	25	26	27	28	29	30
31						

NOVEMBER

S	M	T	W	Th	F	S
	1	2	3	4	5	6
7	8	9	10	11	12	13
14	15	16	17	18	19	20
21	22	23	24	25	26	27
28	29	30				

DECEMBER

S	M	T	W	Th	F	S
			1	2	3	4
5	6	7	8	9	10	11
12	13	14	15	16	17	18
19	20	21	22	23	24	25
26	27	28	29	30	31	

Additional calendars can be printed online at abbotsford.ca/collectionschedule

2021 COLLECTION CALENDAR:

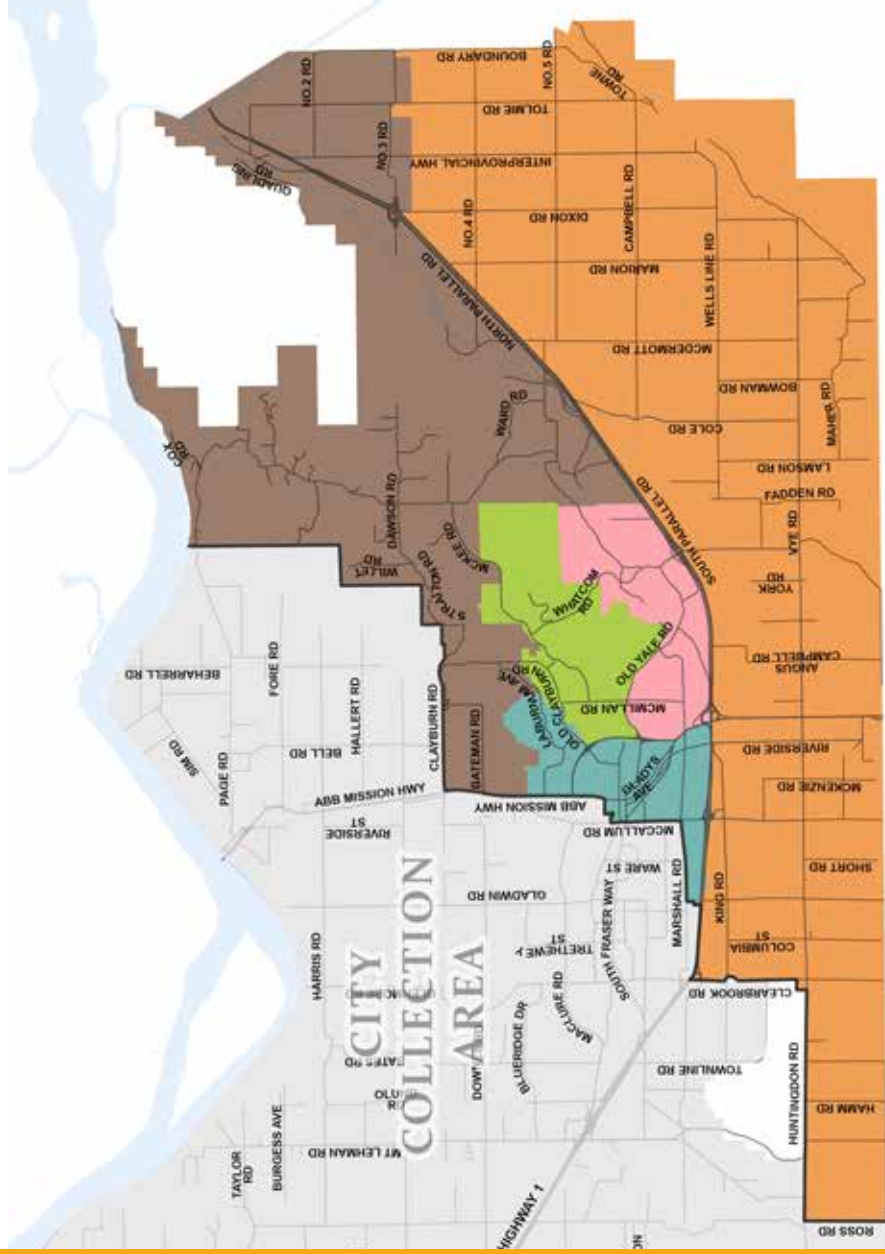
Contractor
Collection

Find the coloured zone
where your home is
located.

Follow the colour-coded
calendar for collection
days on the next page.

You can lookup your
zone online at
[abbotsford.ca/
collectionschedule](http://abbotsford.ca/collectionschedule)

For inquiries:
Contractor Collection
604-864-5640
waste@abbotsford.ca



2021

COLLECTION CALENDAR:

Contractor Collection

APRIL

S	M	T	W	Th	F	S
				1	2	3
4	5	6	7	8	9	10
11	12	13	14	15	16	17
18	19	20	21	22	23	24
25	26	27	28	29	30	

JULY

S	M	T	W	Th	F	S
				1	2	3
4	5	6	7	8	9	10
11	12	13	14	15	16	17
18	19	20	21	22	23	24
25	26	27	28	29	30	31

AUGUST

S	M	T	W	Th	F	S
1	2	3	4	5	6	7
8	9	10	11	12	13	14
15	16	17	18	19	20	21
22	23	24	25	26	27	28
29	30	31				

MAY

S	M	T	W	Th	F	S
						1
2	3	4	5	6	7	8
9	10	11	12	13	14	15
16	17	18	19	20	21	22
23	24	25	26	27	28	29
30	31					

JUNE

S	M	T	W	Th	F	S
		1	2	3	4	5
6	7	8	9	10	11	12
13	14	15	16	17	18	19
20	21	22	23	24	25	26
27	28	29	30			

SEPTEMBER

S	M	T	W	Th	F	S
			1	2	3	4
5	6	7	8	9	10	11
12	13	14	15	16	17	18
19	20	21	22	23	24	25
26	27	28	29	30		

OCTOBER

S	M	T	W	Th	F	S
					1	2
3	4	5	6	7	8	9
10	11	12	13	14	15	16
17	18	19	20	21	22	23
24	25	26	27	28	29	30
31						

NOVEMBER

S	M	T	W	Th	F	S
	1	2	3	4	5	6
7	8	9	10	11	12	13
14	15	16	17	18	19	20
21	22	23	24	25	26	27
28	29	30				

DECEMBER

S	M	T	W	Th	F	S
			1	2	3	4
5	6	7	8	9	10	11
12	13	14	15	16	17	18
19	20	21	22	23	24	25
26	27	28	29	30	31	

The new cart program begins on **April 19, 2021**.

Your collection day is based on your coloured zone, identified on the map above.

☐ **Garbage** is collected on days with a circle.

☐ **Recycling** is collected on the days with a square.

Compostables are collected every week.

There is no collection on statutory holidays, identified by the gray boxes.

Never miss a collection day! Download the free **Abbotsford Curbside Collection app** to get collection day reminders and service alerts.



abbotsford.ca/waste

Additional calendars can be printed online at abbotsford.ca/collectionschedule

Excess Materials

Reminder: Not all recycling depots accept the same things! Call ahead to confirm what each location accepts or use the Waste Wizard at abbotsford.ca/wastewizard.



Recycling Depots

Abbotsford Bottle Depot
33236 Walsh Avenue
604-853-7770

**Abbotsford Mission
Recycling Depot (AMRD)**
33670 Valley Road
604-850-3551

Aberdeen Recycling Centre
28789 Fraser Highway
604-857-8808

Aldergrove Return-It Depot
27482 Fraser Highway
604-856-2992

Moe's Bottle Depot
2625 Gladys Avenue
604-859-1979

R&T Recyclables & Bottle Depot
Unit 23 – 31550 South Fraser Way
604-852-6092

Regional Recycling Abbotsford
750 Riverside Road
1-855-701-7171



Yard Waste Drop-Off

Note: Please contact the composting facility to confirm hours and rates. Yard waste coupons are also accepted at this facility.

Net Zero Waste Abbotsford
5050 Gladwin Road
604-557-7065



Transfer Stations

Note: Please contact the transfer stations to confirm hours and disposal rates.

GFL Environmental Transfer Station
34613 Vye Rd
604-854-0095

**Waste Connections of Canada
Transfer Station**
34321 Industrial Way
604-864-2722



DID YOU KNOW?

The AMRD is a shared service between the City of Abbotsford and the District of Mission and is operated on behalf of the municipalities by Archway Community Services.

Important Information.



Missed Collection

Common reasons why your cart was not collected:

- Cart was not at the curb by 7:00 am
- Cart was overflowing or did not have a closed lid
- Waste was not fully contained within carts
- Access to cart was blocked by a parked car, utility pole, or other obstruction
- Clips on a bear-resistant cart were not unclipped

If none of those reasons apply, you can report a missed collection through any of the following methods:

- **Website:** abbotsford.ca/service;
- **City Services App:** @Abbotsford
(available at the App Store and on Google Play);
- **Telephone:** 604-864-5640



Collection Services in Snow & Ice

Providing service is our top priority, but curbside collection may be disrupted during snow and ice conditions. If this occurs, the Abbotsford Curbside Collection App is the best source of information about collection-related news. The App is free to download to any smart device from the App Store or Google Play. A collection advisory is also posted on the City's website at abbotsford.ca for any updated collection delays or cancelled service.



Holiday Waste Reduction

Seasonal holidays such as Halloween and Christmas bring fun and joy but often produce a large amount of waste. From carved pumpkins to wrapping paper, learn how you can reduce waste during the holiday season. Get tips on waste reduction at abbotsford.ca/reducewaste.