

HOW TO USE DIRECT2REC

Step 1 - Logging into Direct2rec.com

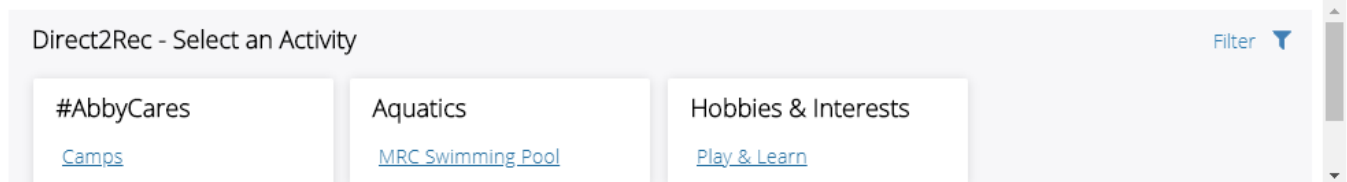
Visit www.direct2rec.com (lands on Lessons and Programs page at abbotsford.ca). This is best used with Google Chrome or Firefox browsers.

Step 2

Select the activity you would like to register for. Programs are organized into categories such as Aquatics, Hobbies and Interest, etc. Each category has sub-categories beneath it. Click on the sub-category and it will open up a new page with all the courses listed in that category.

Lessons and Programs

[View the Play and Learn REC School Parent handbook for 2020/21](#)



For a complete list of Recreation services that are operating visit, abbotsford.ca/covid19updates.



HOW TO USE DIRECT2REC

Step 3a - Selecting a Registered course

You can search for courses by using the filters such as age, days of the week, locations and date range or code. Click on **SHOW COURSES** for details, availability, price of the course and age limits.

The screenshot displays the Direct2Rec website interface. On the left is a dark sidebar with filter options: 'Activities' (with a back arrow), 'Filter results by:', 'Age' (with a dropdown menu showing 'Early Years (0-5 Years) (5 an...)', 'Days of week' (with checkboxes for Sunday through Saturday), and 'Date Range' (with two date input fields). The main content area is titled 'Play & Learn' and features a circular image of children playing. Below the image is the course title 'CR - Play & Learn' and a descriptive paragraph: 'A recreation-based program with an emphasis on imaginative play and child-led discovery. We offer a fun and safe environment for participants to learn, grow, and develop vital life skills. We follow a play-based curriculum that includes daily gymnasium or outside activities, creative exploration, crafts and circle time. Taught by experienced instructors.' A 'Hide courses' link with an upward arrow is visible. Below this is a detailed course card for 'REC School Skate & Gym' with an information icon. The card lists: 'Age: 2 y 6 mos to 3 y 6 mos', '4 spot(s) left', a 'Register Now' button, a price range of '\$0.00 - \$1,050.00', 'Every Mon, Wed', '9:30am - 11:30am', 'Sep 14th - Jun 23rd', '69 Sessions', 'Code 36445', and the location 'Abbotsford Recreation Centre (ARC) - ARC - Multi Purpose 7 (PS2)'. A small upward arrow is at the bottom of the card.

HOW TO USE DIRECT2REC

Step 3b - Selecting a Registered Daily Activity

If there is space available in the activity you may select the **blue REGISTER NOW** button to take you to the registration screen. If the activity is full you will see a **blue WAITLIST** button and if the activity is not available you will see a **blue CALL FOR MORE INFORMATION** button.

You will only be able to register starting 25 hours prior to the start time of the activity.

← Activities

MRC Swimming Pool Today 27-Aug-2020

Aug 27th

Filter results by:

Age

- Early Years (0-5 Years) (5 an...
- School Age (6-12 Years) (6 - ...
- Youth (13-18 Years) (13 - 18)
- Adult (19+ Years) (19 - 55)
- Adults 55+ (56 - 199)

Service

- AQS - Aqua Fitness
- AQS - Length Swim
- AQS - Public Swim
- AQS - Toonie Swim

Days of week

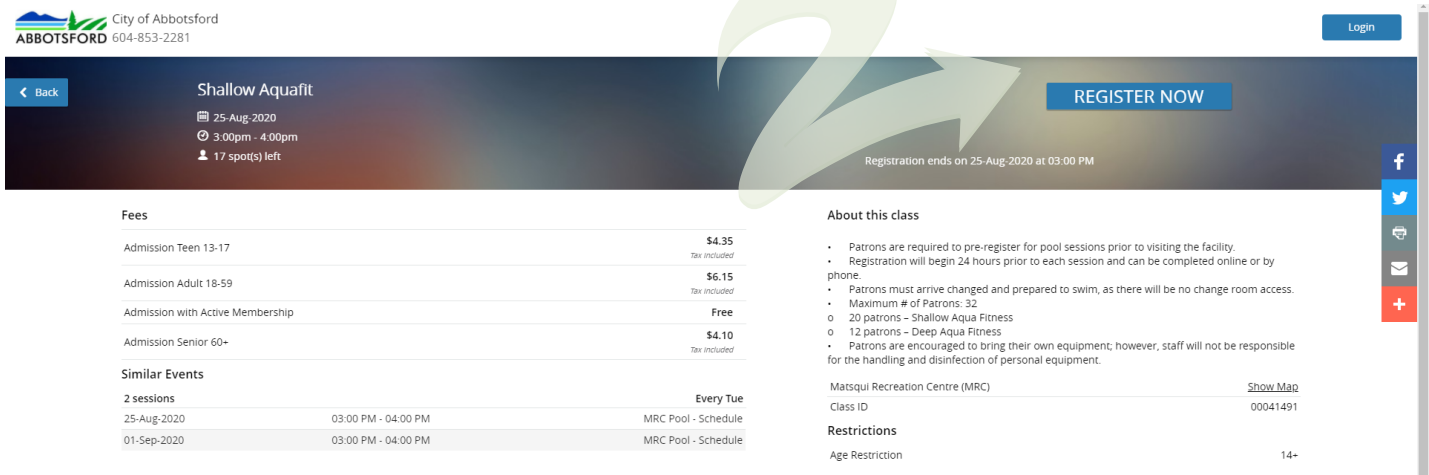
- Sunday
- Monday
- Tuesday
- Wednesday
- Thursday
- Friday
- Saturday

Aqua Zumba ⓘ	10:00am - 11:00am	\$0.00 - \$6.15	Matsqui Recreation Centre (MRC)	Call for Infor...
Length Swim ⓘ	11:30am - 12:30pm	\$0.00 - \$6.15	Matsqui Recreation Centre (MRC)	Call for Infor...
Public Swim ⓘ	1:00pm - 2:30pm	\$0.00 - \$6.15	Matsqui Recreation Centre (MRC)	11 spot(s) left Register Now
Shallow Aquafit ⓘ	3:00pm - 4:00pm	\$0.00 - \$6.15	Matsqui Recreation Centre (MRC)	13 spot(s) left Register Now
Length Swim ⓘ	4:30pm - 6:00pm		Matsqui Recreation Centre (MRC)	FULL - Waitlist Available Waitlist

HOW TO USE DIRECT2REC

Step 4

Select the blue **REGISTER NOW** to register for the program or click on the blue **BACK** button to go back to course listings.



City of Abbotsford
ABBOTSFORD 604-853-2281

Shallow Aquafit
25-Aug-2020
3:00pm - 4:00pm
17 spots left

Registration ends on 25-Aug-2020 at 03:00 PM

Fees

Category	Amount
Admission Teen 13-17	\$4.35 <small>Tax included</small>
Admission Adult 18-59	\$6.15 <small>Tax included</small>
Admission with Active Membership	Free
Admission Senior 60+	\$4.10 <small>Tax included</small>

Similar Events

Date	Time	Location
25-Aug-2020	03:00 PM - 04:00 PM	MRC Pool - Schedule
01-Sep-2020	03:00 PM - 04:00 PM	MRC Pool - Schedule

About this class

- Patrons are required to pre-register for pool sessions prior to visiting the facility.
- Registration will begin 24 hours prior to each session and can be completed online or by phone.
- Patrons must arrive changed and prepared to swim, as there will be no change room access.
- Maximum # of Patrons: 32
 - 20 patrons - Shallow Aqua Fitness
 - 12 patrons - Deep Aqua Fitness
- Patrons are encouraged to bring their own equipment; however, staff will not be responsible for the handling and disinfection of personal equipment.

Matsqui Recreation Centre (MRC) [Show Map](#)
Class ID: 00041491

Restrictions

Age Restriction: 14+

Step 5

After clicking on REGISTER you will need to log into your account. Choose which family members you would like to register for this program. If you have never registered for a program or purchased a membership, you will need to create a new account (see how to create a new account).

If you have an account but have not completed the login steps or have forgotten your password, call Matsqui Recreation Centre at 604.855.0500 for assistance. Do not re-create a new account.



Login to Your Account

Login

[Forgot your password?](#)

Not a Member Yet? [Create an Account](#)

HOW TO USE DIRECT2REC

Step 6

Make sure to read prompts before selecting the **blue NEXT** button. The Yellow button indicates that your spot will be held until inactive for 5 minutes.

****For family, student, SNAP or Support Worker Pricing please call 604-855-0500 to register****

The screenshot shows the registration page for 'Shallow Aquafit' on 25-Aug-2020 from 3:00pm to 4:00pm. It indicates 17 spots left and a restriction of Age: 14+. A yellow banner at the top right says '1 spot held until inactive for 5 minutes'. A progress bar shows four steps: 1. Attendees, 2. Questions, 3. Fees & Extras, and 4. Payment. A blue callout box over step 2 contains the text: 'For Family, Student, SNAP, or Support worker pricing, please call to register @ 604-855-0500 during hours of operation.' Under 'Who would you like to book?', there are three options: 'Test Account (You)' (checked), 'Test Child' (unchecked), and 'Add Family Member' (with a plus icon). A 'Next' button is at the bottom right. Large green arrows with the number '2' are overlaid on the page, pointing to the 'Next' button and the callout box.

Step 7

Read the Health Declaration and sign by clicking on the I understand buttons. Then click on the **blue NEXT** button.

Aquatics Health Declaration

The screenshot shows the 'Aquatics Health Declaration' form. It starts with a user profile for 'Test Account'. The form contains several paragraphs of text and checkboxes for 'I understand'. The first paragraph is about COVID-19 precautions. The second paragraph is about arriving changed and prepared to swim. The third paragraph is about no access to change rooms and washrooms. The fourth paragraph is about no operators permitted. The fifth paragraph is about leaving non-essential items at home. The sixth paragraph is about pool equipment availability. The seventh paragraph is about bringing personal equipment. The eighth paragraph is about collecting belongings at the end of the session. A 'Next' button is at the bottom right.

HOW TO USE DIRECT2REC

Step 8 Payment

At this step you have the option to register for another program or register another family member by clicking on **CONTINUE SHOPPING**. This will bring you back to the **SELECT A PROGRAM** page.

For payment you have the option of paying with a Credit card, Gift card or Visa/MasterCard Debit or Credit on Account.

If you have an active membership, click on this option to use your paid membership (It will indicate **FREE**). Complete your order by clicking on the **PLACE MY ORDER** button. Registration confirmations are emailed to you and your registration is added to the class list.



Select Optional Event Extras (Required extras cannot be removed)

Test Account

Select a FEE to pay

<input type="radio"/>	Admission Adult 18-59	\$6.15 <small>Tax Included</small>
<input checked="" type="radio"/>	Admission with Active Membership	Free <small>Tax Included</small>

Total **\$0.00**

Payment Method

Your credit cards

<input type="radio"/>	VISA	*****	██████████
<input type="radio"/>	VISA	*****	██████████
<input type="radio"/>	MasterCard	*****	██████████
<input type="radio"/>		Add a new Card	

Place My Order

[Continue Shopping](#)



Order Summary

Clear Cart

Shallow Aquafit

Test Account
00041491
25-Aug-2020, 03:00 PM -
04:00 PM

1 x **\$6.15** ×
Tax Included

Payment Summary

Subtotal: \$5.86
Tax: \$0.29

Gift Card or Promo Code

Apply

Total Due Now

\$6.15

HOW TO USE DIRECT2REC

Creating an Account (NEW USERS)

Step 1 - Not a Member yet? **Log on to Direct2rec.com**

To create an account click on the **CREATE AN ACCOUNT** link on the log in box. Complete all the fields on the pop up box and click on the **SUBMIT** button. You will receive an email from **communication@perfectmind.com** with a password (check your spam folder). Click on the link in the email, and enter in the username and password provided in the email.



Not a Member Yet? If you previously had a membership or registered for a program and do not have a password DO NOT PROCEED. Please call MRC @ 604-855-0500 ext. 0 for assistance.

First Name *

Last Name *

Gender

BirthDay(DD)* Month * YYYY*

Email *

Login credentials will be sent to the email provided on this form once you click submit.

Primary Phone *

Street

City

Country/Region

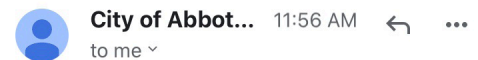
State/Province

Zip/Postal Code

City Hall

Submit

Already have an Account? [Login Here](#)



Dear |

Welcome to City of Abbotsford.

Your Login Information is:

User Name:

Password: rt79rji

Visit us now at: <https://abbotsford.perfectmind.com/>

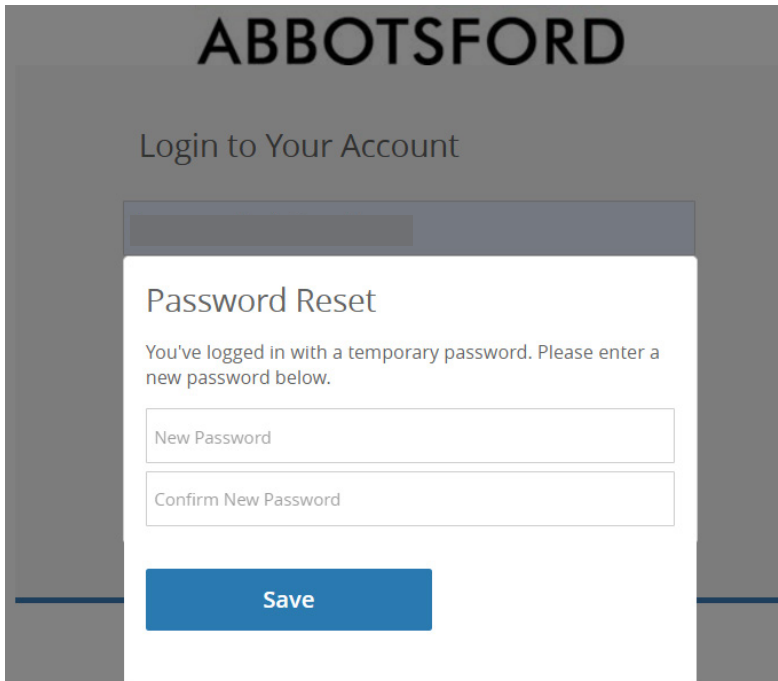
You can change your profile information on the following page:
<https://abbotsford.perfectmind.com/MyProfile/Contact>

Regards,
City of Abbotsford

HOW TO USE DIRECT2REC

Step 2 - Manage your account

From here you can reset your password and update your account with additional family members, important info and add financial information and view schedules, transactions and activity outcomes under **MY PROFILE**.



The screenshot shows the 'ABBOTSFORD' logo at the top. Below it is the text 'Login to Your Account'. A modal window titled 'Password Reset' is displayed in the center. The modal contains the following text: 'You've logged in with a temporary password. Please enter a new password below.' There are two input fields: 'New Password' and 'Confirm New Password'. A blue 'Save' button is located at the bottom of the modal.


 City of Abbotsford
604-853-2281

[My Profile](#) [Schedule](#)

Family Member Detail

[Edit](#) [Manage Login](#) [Add Family Member](#) [Buy Membership](#)

General Information

First Name: Jane
Last Name: Doe
Age: 51
Gender: 
Birthday: 22-Sep-1968

Contact Information

Primary Phone Type: Home Secondary Phone Type: Mobile
Primary Phone: 604-777-1234 Secondary Phone:
Email: Janedoe@gmail.com Mailing:

HOW TO USE DIRECT2REC

Step 3 - Add Financial Info

For quick and convenient check out, you can add a credit card to your account. Click on your main contact person, click on Fiance Info and then New. Enter your information, then **SAVE**.

My Profile ▾ Schedule

Save Cancel

Finance Info

▼ Detail

Type: Credit Card Status: Valid

Default: Times Failed: 0

Share With Account:

Share With Account Info: By checking the shared with account box above you agree that all account members can use this credit card.

Notes:

▼ Credit Card Detail

*Credit Card Type:

*Card Holder Name:

*Credit Card Number:

Billing Address: [Copy Address from Parent](#)

Street

City