


# Curbside Compost Collection Program



## How to make a compost bucket liner out of newspaper

### Step 1



Stack 3 to 4 sheets of unfolded newspaper on top of each other.

### Step 2



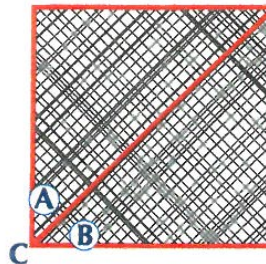
Fold one corner down to make a triangle. Tear off excess paper.

### Step 3



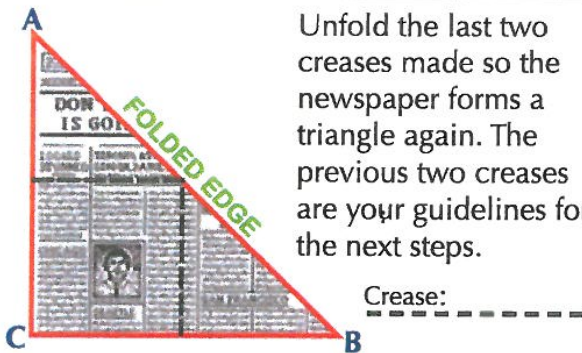
Fold point **B** to the top of the paper to meet at point **C**, and make a crease.

### Step 4



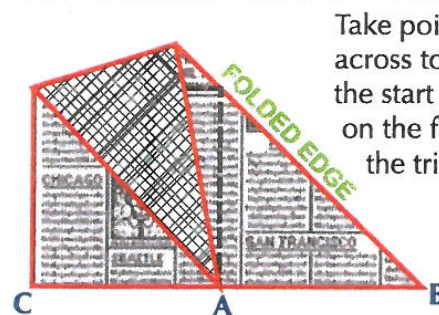
Fold point **A** to the top of the paper to meet at point **B** and **C**, and make a crease. This will form a square.

### Step 5



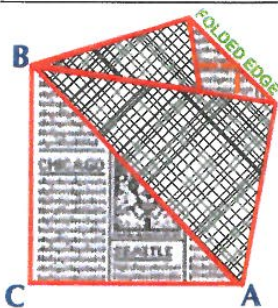
Unfold the last two creases made so the newspaper forms a triangle again. The previous two creases are your guidelines for the next steps.

### Step 6



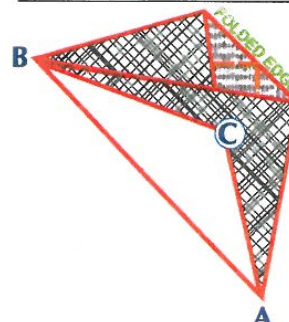
Take point **A** and fold across to meet up with the start of the crease on the farthest side of the triangle.

### Step 7



Take point **B** and fold across to meet up with the crease on the other side of the triangle.

### Step 8



Divide the layers of the newspaper at point **C** and fold down towards the bottom of the container.