


STORM DRAIN



TROOPERS

CITY OF ABBOTSFORD
**STORMDRAIN TROOPERS
MARKING PROGRAM**

As a program volunteer you will be armed with your trusty paint brush to paint bright yellow fish by the City's storm drains to remind people that what they put down the storm drain matters!

For more information

Contact the Volunteer Coordinator
604.557.7050
volunteer@abbotsford.ca

Be a
Volunteer
...You'll be glad you did!


ABBOTSFORD

INTRODUCTION

In urban areas, storm drains along paved streets and parking lots collect rain and snow melt water. Paved surfaces prevent rainfall from filtering through the soil naturally and water runs off quickly into storm drains. Storm drains empty into an underground stormwater piping system that discharges the untreated water into a nearby stream.

Runoff does not go into the sanitary sewage system for treatment. People who do not realize this often dump oil, swimming pool water, and toxic household or industrial compounds into storm drains. Road runoff also often contains sediment, animal waste and motor oil.

This is where the Stormdrain Troopers can help!

This program will provide kits to volunteers who will mark bright yellow fish at storm drains to remind Abbotsford residents that what goes in to their storm drain matters.

STORMDRAIN TROOPER TEAM

Your team should include 5 - 6 members. Assign each team member a specific role, you may wish to rotate roles at each drain to ensure all members are trained on all roles.

- Traffic lookout (1 - 2)
- Record keeper
- Brochure deliverer (1 - 2)
- Sweeper
- Painter and cleaner

KIT

Connect with the Volunteers Coordinator to pick up your Stormdrain Trooper Kit.

- Bucket
- 2 Paint Brushes
- 1 Container of Paint
- 1 Hand Broom
- 2 Salmon Stencils
- 1 Roll of Tape
- 1 Roll of Paper Towel
- 6 Safety Vests
- 6 Safety Cones
- 1 Safety Sign
- 25 Door hangers

SAFETY

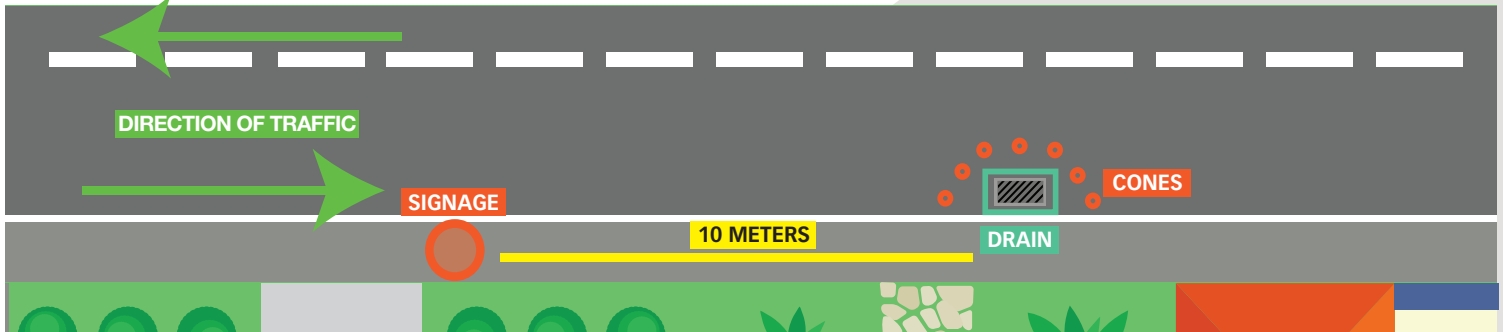
Traffic is the greatest safety hazard for anyone working on the roadside.

- Adults must supervise children and caution them about road safety.
- All members **MUST** wear the high-visibility vests provided and are encouraged to wear brightly colored clothes.
- Leave dogs and very small children at home.
- Place the safety cones out in the street as shown.
- Avoid busy streets and choose a time of day when there is less traffic.

BEFORE YOU START

Discuss with the Volunteer Coordinator which areas are best suitable for your team's stormdrain marking project. Keep in mind volunteers are only permitted to mark on residential streets with speed limits of 50km/h or less. Please ensure your selected area is set up as below to ensure optimum safety for your participants.

You will need to place cones and signage as below and move them along as you progress to each drain location.

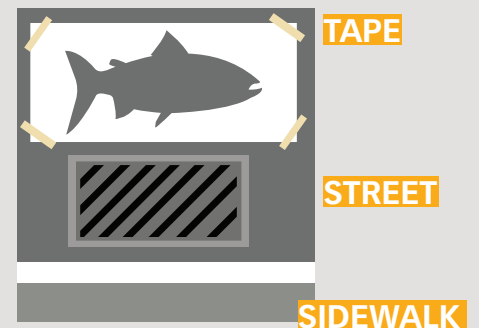


How to Mark a Storm Drain

Do not mark drains on private property, this includes townhouse complexes and gated communities.

1 PREPARE THE DRAIN

1. Wear safety vests and gloves while preparing and painting drains.
2. Surfaces must be clean, dry and free of any debris, dirt or dust. Use a small broom to sweep the pavement.
3. Position the stencil on the road (not the sidewalk) about 5 to 10 cm above the storm drain. The fish should look right side up when viewed from the sidewalk.
4. Fasten the corner of the stencil in position with the masking tape.



2 PAINT THE DRAIN

1. Squeeze paint from the bottle onto the template 1cm from the edge of the fish cutout. Add more paint in the center of the fish if needed.
2. Spread the paint with the brush starting on the stencil, brush towards the centre of the fish.
3. Continue brushing until the road surface within the outline of the fish is completely and evenly painted.
4. Carefully remove the stencil and tape from the road surface and reuse it to mark other drains.
5. The paint dries in approximately 10-15 minutes.



DELIVER BROCHURE INFORMATION

Deliver the door hangers to each house on the street where the storm drains have been marked. Please do not knock on doors, simply hang the information sheet on each door handle.

CLEAN-UP & RECORDS

Rinse and wash brushes immediately after you complete your marking event before storing. Please return the Kit and your record sheet promptly to the Volunteer Office.

RECORD MARKING INFORMATION

Please record the numbers of drains marked and location of drains below and send to volunteer@abbotsford.ca.

Date: _____

Participants: _____

Location of Storm Drains Marked Street/Avenue:
for example: 2300 block of Cascade St.

Number of drains marked: _____

THANK YOU

Thank you for taking part in the Stormdrain Troopers program. With a simple stroke of a paint brush you have helped to protect rivers and streams in our community by reminding folks with a bright yellow fish at each drain that what goes in to their storm drain matters. We hope you enjoyed your project and look forward to you joining us again.